
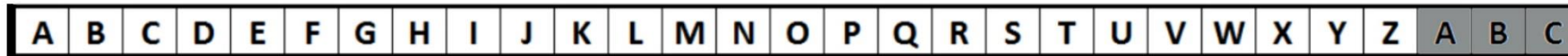



Caesar Code Strips

For more information see
www.murderousmaths.co.uk/codes

1/ Cut out these two CODETEXT strips (with the capital letters).

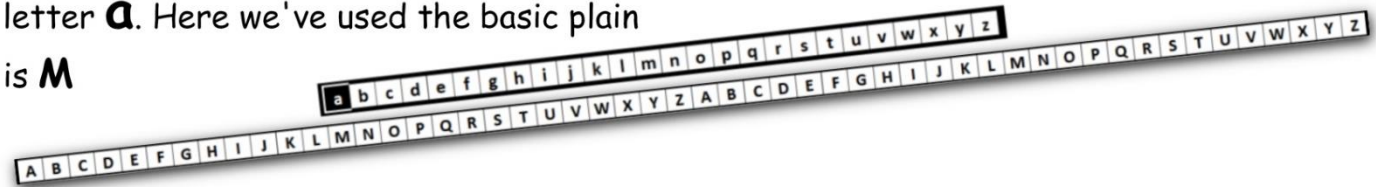


2/ Glue or staple the "ABC" on the shorter strip exactly over the top of the grey ABC on the longer strip, to make one long codetext strip like this:

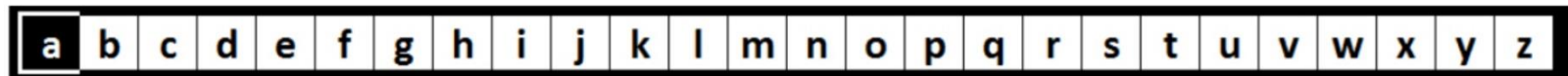


Now you're ready to make and break some codes!


3/ Choose a text strip below (or create your own). Align your codetext strip so that the KEY LETTER of your message is directly beneath the black letter **a**. Here we've used the basic plain text strip and the key letter is **M**. Therefore when coding, a = M b=N c=O and so on.



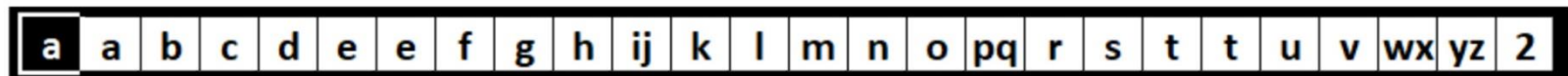
Plain text strip



"amazing" text strip



"Doubles" text strip



Create your own text strip

